



The BTRE is currently updating this information to 1996 data. For further information please contact: [btre@dotars.gov.au](mailto:btre@dotars.gov.au)

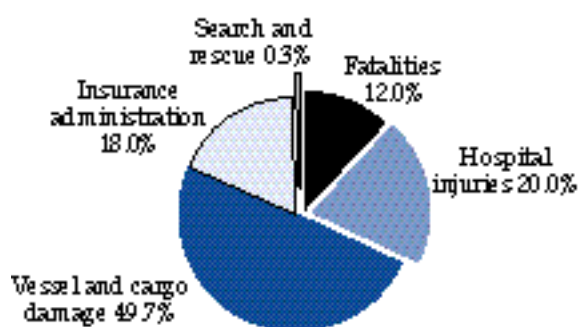
# Costs of Maritime Accidents in Australia – 1993

- MARITIME ACCIDENTS COST AUSTRALIA \$316 MILLION IN 1993
- THE COST TO THE COMMUNITY OF MARITIME ACCIDENTS IN 1993 WAS VIRTUALLY THE SAME IN REAL TERMS AS IN 1988
- MARITIME ACCIDENT COSTS ACCOUNT FOR ABOUT 4 PER CENT OF TRANSPORT RELATED ACCIDENT COSTS IN AUSTRALIA

The methodology used to produce maritime accident cost estimates is documented in BTCE (1992) *Social cost of transport accidents in Australia*, Report 79. The following table provides updated estimates including comparable figures for 1988 and 1993, expressed in 1993 dollars:

TOTAL AUSTRALIAN MARITIME ACCIDENT CASUALTIES AND COSTS, 1988 AND 1993				
Year	No. of fatalities	No. of hospital injuries	Cost to the community	
			Nominal \$m	1993 \$m
1988	69	680	264	318
1993	73	901	316	316
Source	BTCE estimates based on data provided by Australian Bureau of Statistics, Commonwealth Department of Transport, Australian Maritime Safety Authority, National Injury Surveillance Unit and the Insurance and Superannuation Commission.			

Maritime accident costs 1993  
(\$316 million)



BTCE

## COSTS BY INJURY, PROPERTY DAMAGE & INSURANCE ADMINISTRATION

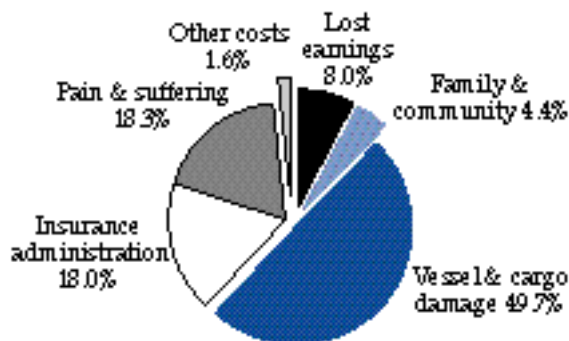
Vessel and cargo damage accounts for almost half of maritime accident costs, reflecting the capital-intensive nature of shipping.

Insurance administration, accounting for around one-fifth of accident costs, is traditionally high. In shipping a range of insurance covers, protections and indemnities is needed, and international protocols may add further to the cost.

Casualty costs (fatal and hospital injuries) account for about a third of accident costs. While these costs were higher in 1993 than in 1988, insurance administration costs fell, resulting in a slightly lower overall cost.

## INFORMATION SHEET 8

### Cost to the community of maritime accidents 1993 (\$316 million)



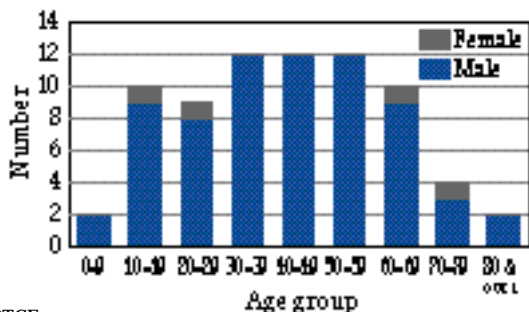
BTCE

### COSTS TO THE COMMUNITY

Maritime accident costs were estimated on the basis of six broad categories:

- Lost earnings of victims (\$25.2 million)
- Family and community (\$13.8 million)
- Vessel and cargo damage (157.2 million)
- Insurance administration (\$56.9 million)
- Pain and suffering (\$57.7 million)
- Other costs (\$5.2 million), such as hospital and rehabilitation (\$2.5 million), medical (\$1.4 million), search and rescue (\$0.9 million), losses to non-victims (\$0.4 million) and accident investigation (\$0.02 million).

### Maritime fatalities 1993 by sex and age



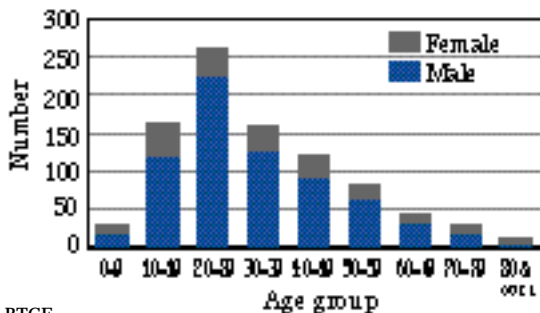
BTCE

### MARITIME FATALITIES

A total of 73 fatalities (69 male and 4 female) was recorded in 1993.

Most fatalities involved occupants of small boats.

### Maritime injuries requiring hospitalisation 1993 by sex and age group



BTCE

### MARITIME INJURIES REQUIRING HOSPITALISATION

Maritime injuries requiring hospitalisation in 1993 numbered 708 males and 193 females.

About one third of injuries requiring hospitalisation involved water skiers while one quarter involved occupants of small boats.

**Scope:** Maritime accident statistics presented in this Information Sheet cover water transport accidents within Australian waters, ports and harbours and adjacent inland waters. Coverage extends to passenger and goods carrying watercraft, and small boats. Maritime transport accidents are defined in detail in BTCE (1992), Appendix II, pp. 95-97.

### FOR FURTHER INFORMATION, PLEASE CONTACT:

Manager, Information Services  
Bureau of Transport and Regional Economics  
GPO Box 501  
CANBERRA ACT 2601

Telephone: (02) 6274 7210  
Facsimile: (02) 6274 6816  
btce@dotars.gov.au