

Costs of Road Crashes in Australia - 1988

Information Sheet

This Information Paper details the costs of road crashes in Australia for 1988. Costs have been grouped into three broad categories: loss of victim; crash generated activities; and pain and suffering.

Subject

Series

Date

A to Z

Search

Results

Print

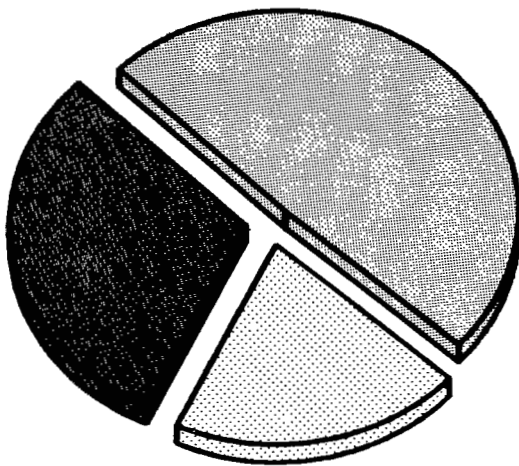
Exit




COST OF ROAD CRASHES IN AUSTRALIA - 1988

Road crashes cost Australia \$6180 million in 1988.

COSTS BY CATEGORY

Costs have been estimated for ten cost items, which can be grouped into three broad categories:



-  Loss of victim \$1876m (30%)
-  Crash generated activities \$3044m (50%)
-  Pain and suffering \$1259m (20%)

Vehicle damage is the main component of crash generated costs, accounting for \$1831m in 1988 (30% of total costs).

LOSS OF VICTIM

Represents the loss (or partial loss in the case of a non-fatal injury) of the victim's ability to contribute at work, at home and in the community.

CRASH GENERATED ACTIVITIES

Include the cost of:

- emergency and health care procedures
- legal and court proceedings
- insurance procedures
- police investigation
- activities of others, such as those visiting or transporting victims
- traffic delay
- vehicle damage (cost of damage or repair of vehicle).

PAIN AND SUFFERING

Provides a measure of the intangible "cost" of the pain and suffering of the victims.

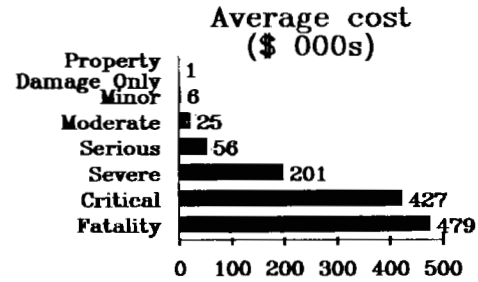



bureau of
transport and communications
economics

COST BY INJURY LEVEL

Crashes involving moderate and minor injuries and property damage only, accounted for about 58 per cent of the total cost of road crashes.

The average cost per person by injury severity level ranged from \$479 000 for a fatality to \$6000 for a minor injury. The average cost per vehicle in crashes where only property damage occurred was about \$1000.



COST OF FATALITIES BY STATE AND TERRITORY

	Fatality Numbers	Cost (\$m)
NSW	1037	497
VIC	701	336
QLD	539	258
WA	230	110
SA	223	107
TAS	75	36
NT	51	24
ACT	30	14
Total	2886	1382

In 1988, fatalities in road crashes cost Australia an estimated \$1382 million.

Using the Australian average cost per fatality (\$479 000), road fatalities in NSW (\$497m), Vic (\$336m) and Qld (\$258m) accounted for \$1091 million, nearly 80 per cent of the total cost of Australian fatalities.

A detailed explanation of the methodology used to produce the estimates is provided in BTCE Occasional Paper 91, *Cost of Road Accidents in Australia*.

Additional information on the cost of road crashes is available in Information Sheet 2.

For further information, contact:

Manager, Information Services
 Bureau of Transport and Communications Economics
 GPO Box 501
 Canberra ACT 2601
 Phone (062) 746846
 Fax (062) 746816